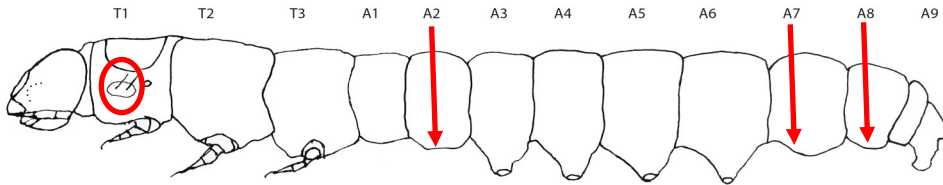




Cydalima perspectalis Box Tree Moth Quarantine Pest

Screening Guide to Larvae known to feed on *Buxus spp.*



1. Prolegs present on A2, A7 and/or A8 Not Lepidoptera
- Prolegs absent from A2 and A8 2



2. Larvae obviously hairy (abundant secondary setae present)
(Fig.1) Noctuoidea
(Prob. *Halysidota tessellaris* or *Hyphantria cunea*)
- Larvae not obviously hairy 3

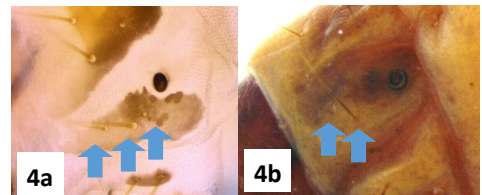


3. Larvae with prolegs only on A6 and A10 (Fig.2) ... Geometridae
- Larvae with prolegs on A3, A4, A5, A6 and A10 4




4. Larva with large dorsal fleshy tubercle on A8 (Fig.3) Spingidae
- Larva without a dorsal tubercle on A8 5

5. Prothorax with 3 setae in the L-group (red circle above) (Fig.4a)
..... Prob. Tortricidae or Gelechoidea
(Not Pyraloidea)
- Prothorax with 2 setae in the L-group (Fig.4b) 6
Pyraloidea & Noctuidae



6. Crochets in a line (mesoserries) (Fig.5a) Noctuidae
- Crochets in a circle or semicircle (Fig.5b)



**Send to specialist
poss. *Cydalima perspectalis* (Fig 6)
Note: the black head with white
lines along the epicranial suture**



PHOTO CREDITS

Fig. 1 S. Passoa; Figs. 3-5 J. Young; Fig. 6 Didier Descouens