

Citrus Canker, *Xanthomonas citri* subsp. *citri* (Syn. *Xanthomonas axonopodas* pv. *citri*)

Typical Symptoms on Grapefruit

Screening Aid for Citrus Canker Disease Symptoms by
Dan Robl, Plant Pathologist, USDA, APHIS, PPQ, CHRP

Lesions go all the way through leaf...

are rough & raised,


with chlorotic halos,

and water-soaked margins.


They are also spatially discrete,

usually round, and exhibit a pattern of concentric circles.

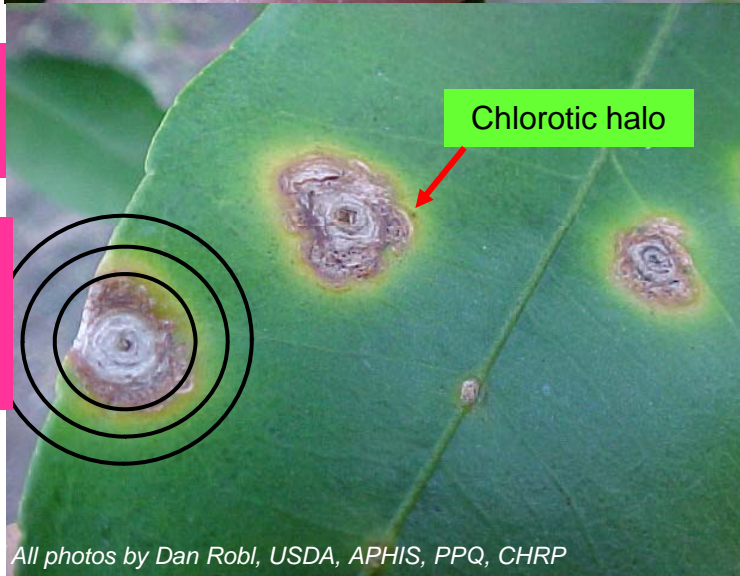
Top view




Bottom view



Chlorotic halo



Cracking is often observed



Fruit lesions



All photos by Dan Robl, USDA, APHIS, PPQ, CHRP